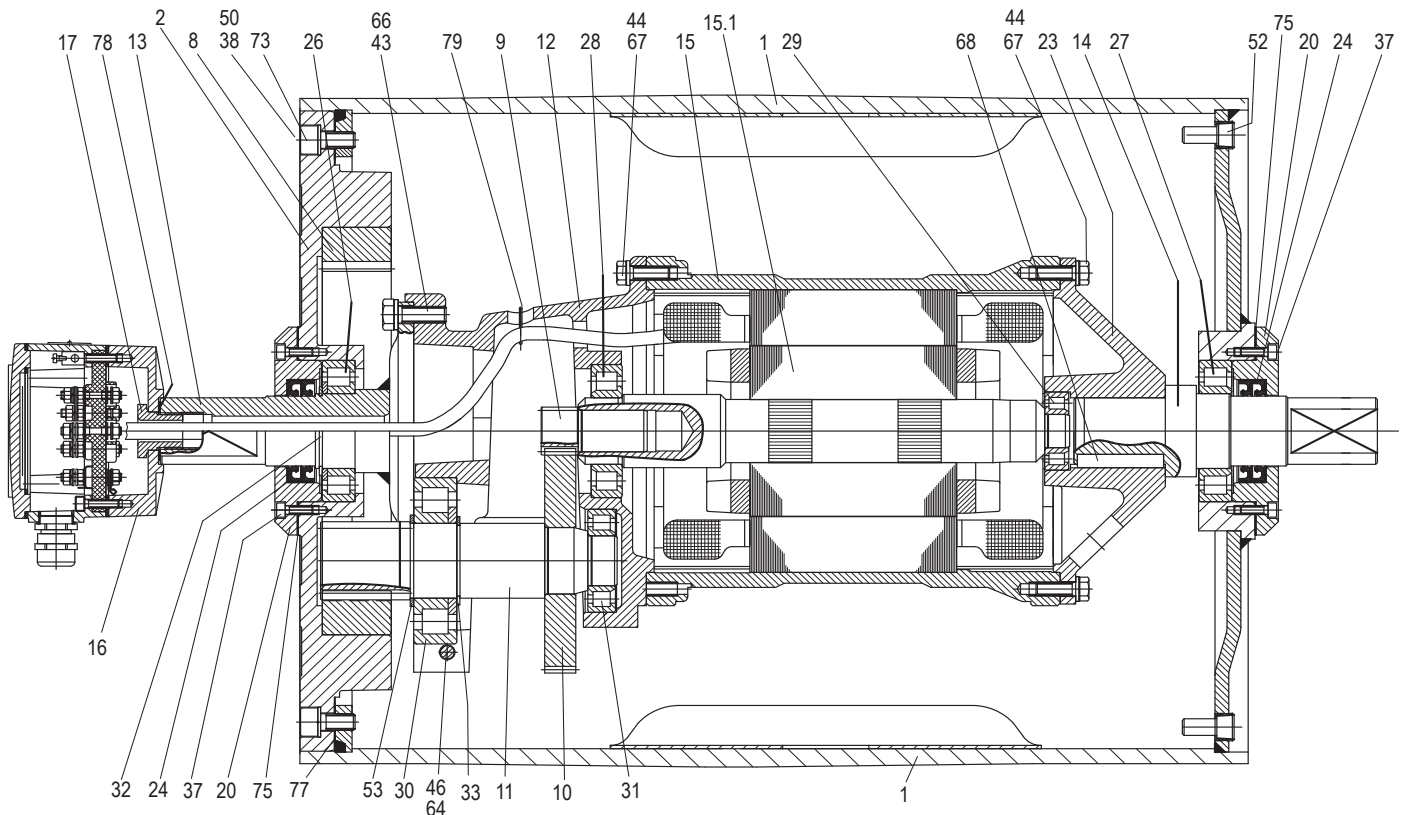


Motorized Pulley 400L, Ø 400 mm

Spare parts list and sectional drawings

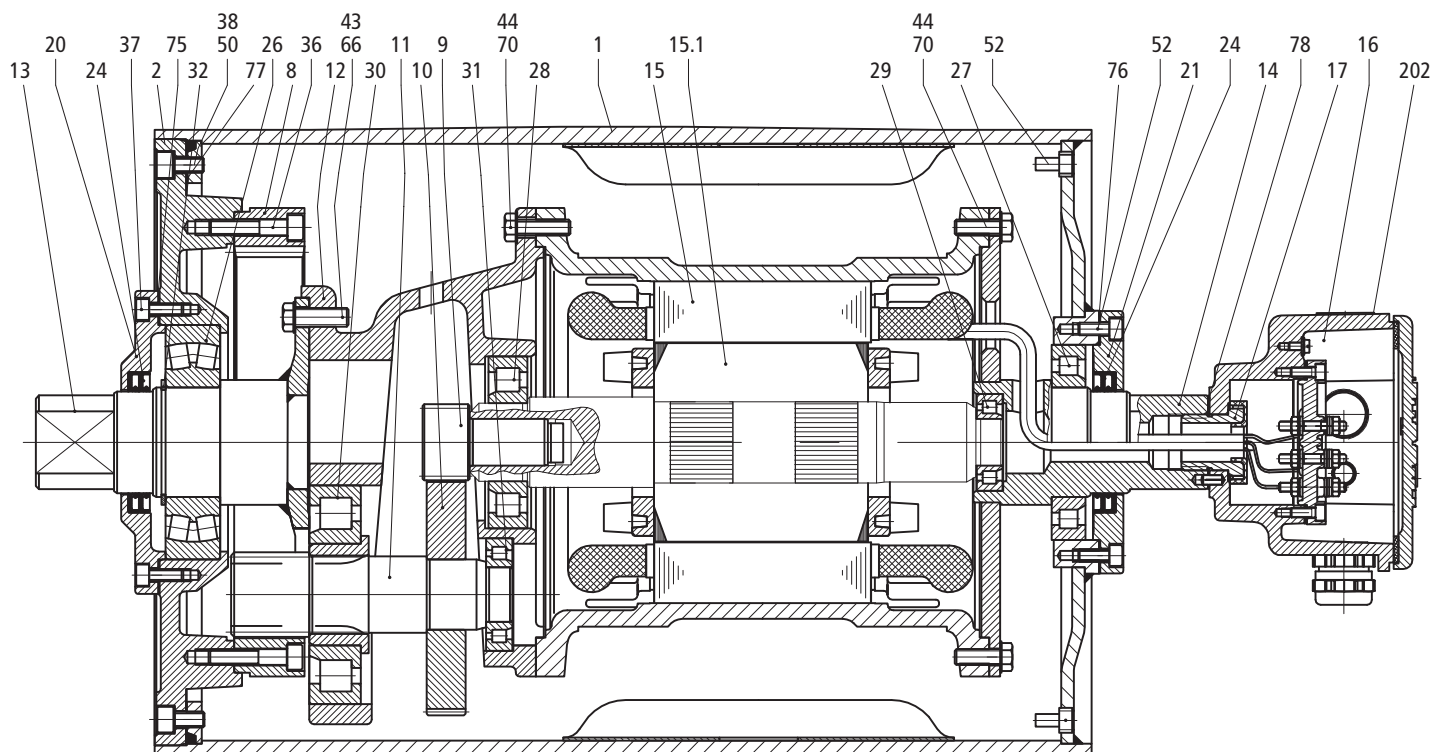
Pos.	Description	Pos.	Description	Pos.	Description
1	Shell	30	Bearing	78	Gasket
2	End housing with geared rim	31	Bearing	79	Holding clip or plastic tie
8	Geared rim	32	Retaining ring	85	Intermediate flange for backstop
9	Rotor pinion	33	Retaining ring	85.1	Intermediate flange for brake assembly
10	Input wheel	37	Hexagon socket screw	90	Backstop
11	Output pinion	38	Hexagon socket screw	91	Electromagnetic brake
12	Gear box – cast aluminium	43	Hexagon screw	93	Retaining ring
13	Front shaft	44	Hexagon screw	94	Hexagon head screw
14	Rear shaft	45	Hexagon socket head screw	95	Straight connector
15	Stator complete	46	Hexagon screw	96	Elbow connector
15.1	Rotor	50	Washer	99	Waved spring washer
16	Terminal box complete	52	Magnetic oil plug	101	Key
17	Nipple	53	Distance washer	104	Distance washer
20	Cover	53.1	Compression nipple	120	Labyrinth cover
20.1	Cover with labyrinth groove	64	Prevailing torque type hexagon nut	121	Set screw
23	Rear flange	66	Waved spring washer	122	O-ring
23.1	Rear flange for E-brake	67	Toothed washer	123	Grease nipple
24	2 Dust lip seals each side	68	Key	143	O-ring
26	Bearing	73	Set screw	146	Special compression washer
27	Bearing	75	Gasket	200	Rubber seal
28	Bearing	76	Gasket	202	Motor data plate
29	Bearing	77	Gasket		



Motorized Pulley 400M, Ø 400 mm

Spare parts list and sectional drawings

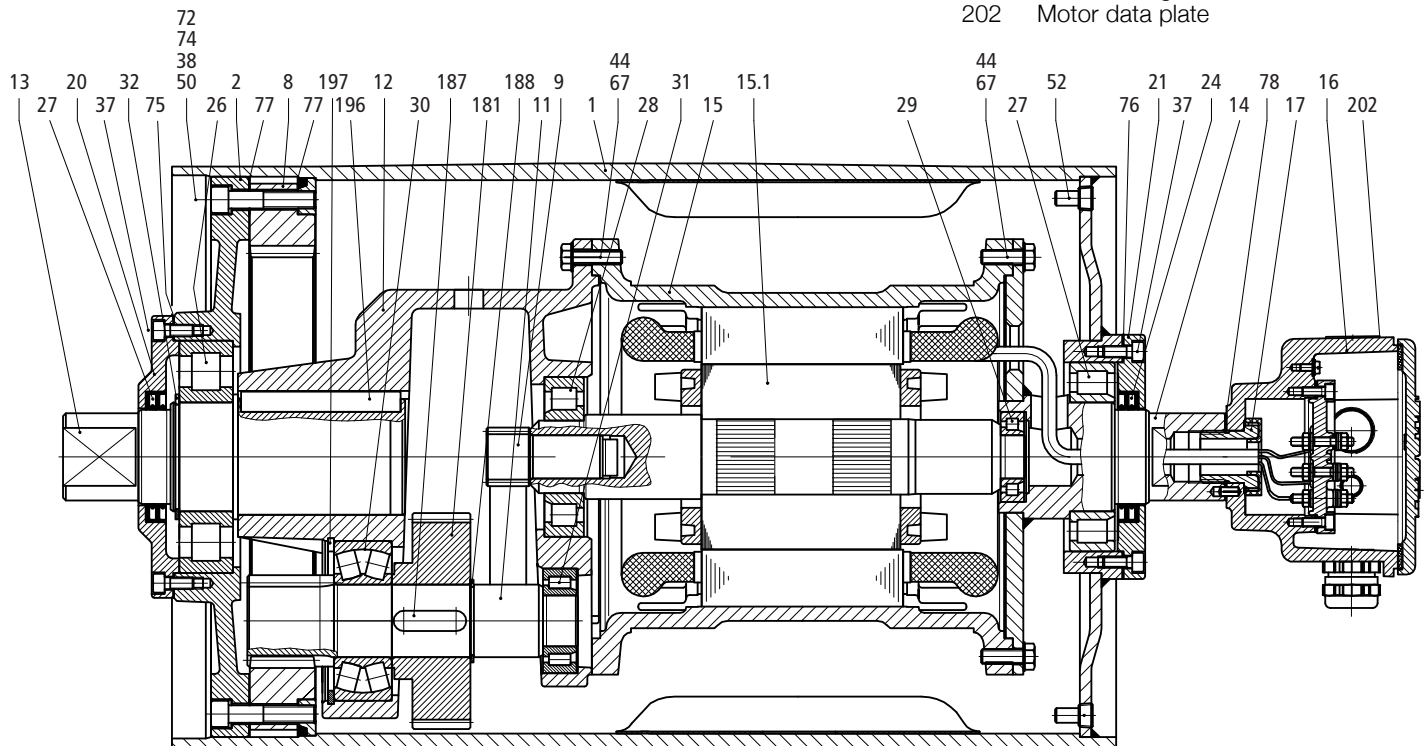
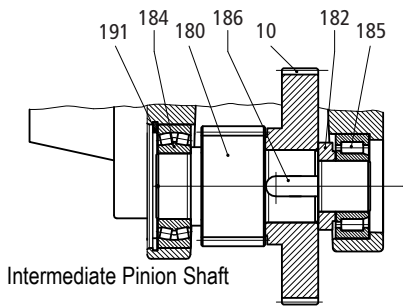
Pos.	Description	Pos.	Description	Pos.	Description
1	Shell	26	Bearing	75	Gasket
2	End housing with geared rim	27	Bearing	76	Gasket
8	Geared rim	28	Bearing	77	Gasket
9	Rotor pinion	29	Bearing	78	Gasket
10	Input wheel	30	Bearing	85	Intermediate flange
11	Output pinion	31	Bearing	90	Backstop
12	Gear box – cast aluminium	32	Retaining ring	91	Electromagnetic brake
13	Rear shaft	36	Hexagon socket screw	93	Retaining ring
14	Front shaft	37	Hexagon socket screw	94	Hexagon head screw
15	Stator complete	38	Hexagon socket screw	99	Waved spring washer
15.1	Rotor	43	Hexagon socket screw	101	Key
16	Terminal box complete	44	Hexagon socket screw	104	Distance washer
17	Nipple	50	Washer	120	Labyrinth cover
20	Cover – rear side	52	Magnetic oil plug	121	Set screw
20.1	Cover with labyrinth groove	53	Distance washer	122	O-ring
21	Cover – front side	66	Waved spring washer	123	Grease nipple
21.1	Cover with labyrinth groove	70	Toothed washer	202	Motor data plate
24	2 Dust lip seals each side	73	Set screw		



Motorized Pulley 400H, Ø 400 mm

Spare parts list and sectional drawings

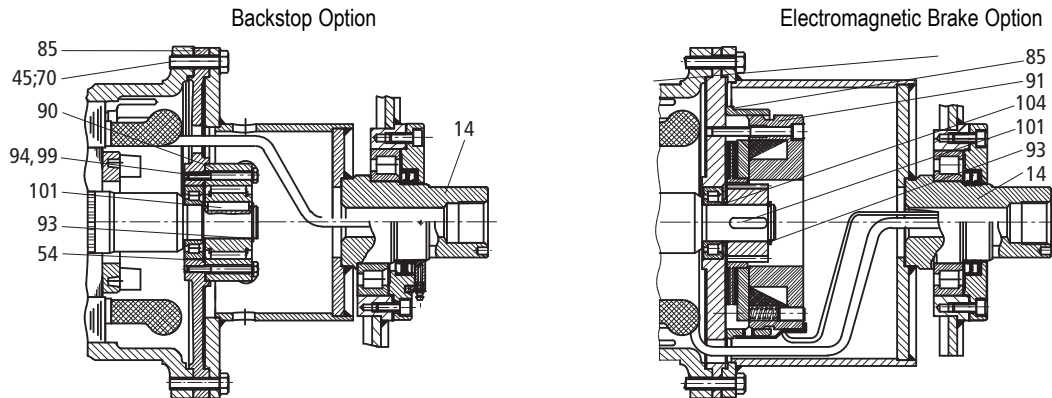
Pos.	Description	Pos.	Description	Pos.	Description
1	Shell	20.1	Cover with labyrinth groove	78	Gasket
2	End housing with geared rim	21	Cover front side	85	Intermediate flange for E-brake
8	Geared rim	21.1	Cover with labyrinth groove	90	Backstop
9	Rotor pinion	24	2 Dust lip seals on each side	91	Electromagnetic brake
10	Input wheel	26	Bearing	93	Retaining ring
11	Output pinion	27	Bearing	94	Hexagon head screw
12	Gear box – graphite cast iron	28	Bearing	99	Waved spring washer
13	Rear shaft	29	Bearing	101	Key
14	Front shaft	30	Bearing	104	Distance washer
15	Stator complete	31	Bearing	120	Labyrinth cover
15.1	Rotor	32	Retaining ring	121	Set screw
16	Terminal box complete	37	Hexagon socket screw	122	O-ring
17	Nipple	38	Hexagon socket screw	123	Grease nipple
20	Cover rear side	44	Hexagon socket screw	143	O-ring
		50	Waved spring washer	146	Special compression washer
		52	Magnetic oil plug	180	Intermediate pinion shaft
		53	Distance washer	181	Intermediate pinion
		54	Distance washer	182	Distance bushing
		66	Waved spring washer	184	Bearing
		70	Toothed washer	185	Bearing
		72	Taper grooved pin with internal thread	186	Key
		73	Set screw	187	Key
		75	Gasket	188	Retaining ring
		76	Gasket	196	Key
		77	Gasket	197	Retaining ring
				198	Distance ring
				202	Motor data plate



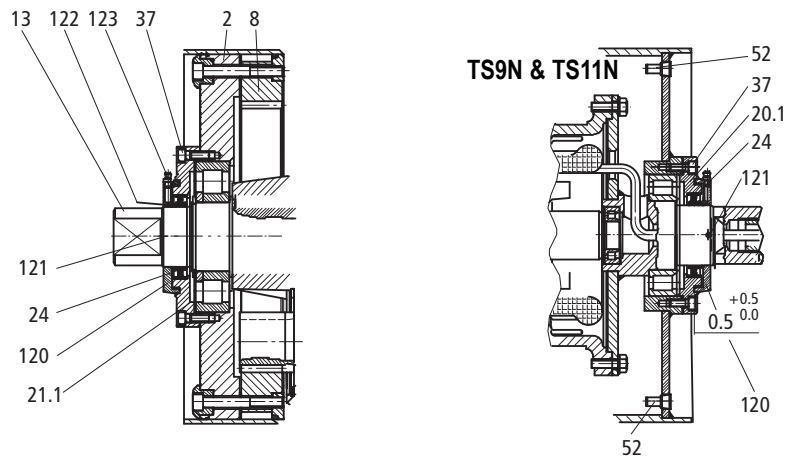
Motorized Pulley 400L, 400M & 400H, Ø 400 mm

Sectional drawings

400M - 400H Electromagnetic Brake & Backstop Option



400M - 400H Labyrinth Option



400M - 400H Stainless steel Option without Labyrinth

